

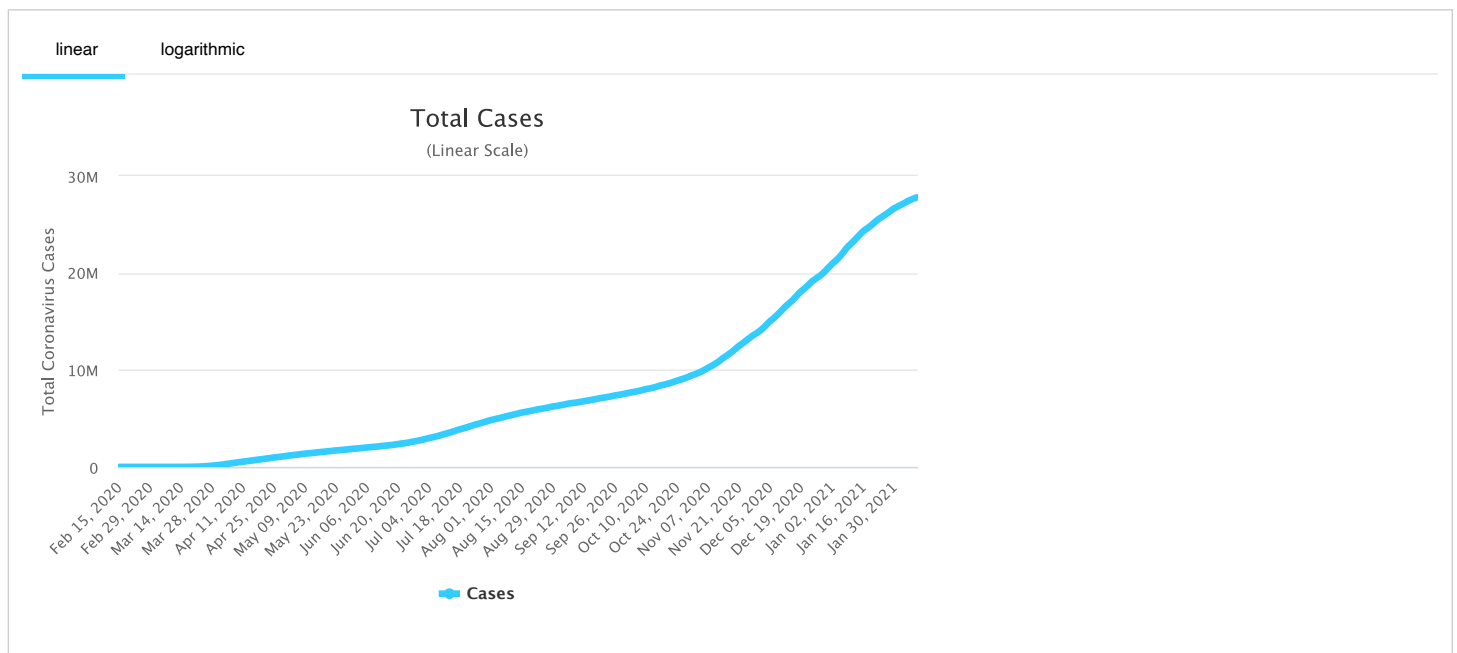
#	USA State ↕	Total Cases ↕	New Cases ↕	Total Deaths ↕	New Deaths ↕	Total Recovered ↕	Active Cases ↕	Tot Cases/ 1M pop ↕	Deaths/ 1M pop ↕	Total Tests
	USA Total	27,799,946		479,772		17,639,217	9,680,957	83,987	1,449	327,1
1	<u>California</u> <u>(/coronavirus/usa/california/)</u>	3,428,698		44,997		1,706,643	1,677,058	86,776	1,139	44,5
2	<u>Texas</u> <u>(/coronavirus/usa/texas/)</u>	2,523,971		40,044		2,147,645	336,282	87,046	1,381	21,3
3	<u>Florida</u> <u>(/coronavirus/usa/florida/)</u>	1,790,743		28,052		952,040	810,651	83,377	1,306	20,0
4	<u>New York</u> <u>(/coronavirus/usa/new-york/)</u>	1,534,029		45,301		593,823	894,905	78,856	2,329	33,8
5	<u>Illinois</u> <u>(/coronavirus/usa/illinois/)</u>	1,150,170		21,802		979,003	149,365	90,766	1,721	16,7
6	<u>Georgia</u> <u>(/coronavirus/usa/georgia/)</u>	947,416		15,301		416,385	515,730	89,232	1,441	7,1
7	<u>Ohio</u> <u>(/coronavirus/usa/ohio/)</u>	925,351		11,796		834,389	79,166	79,164	1,009	9,4

#	USA State	Total Cases	New Cases	Total Deaths	New Deaths	Total Recovered	Active Cases	Tot Cases/ 1M pop	Deaths/ 1M pop	Total Tests
8	Pennsylvania (/coronavirus/usa/pennsylvania/)	883,005		22,707		745,376	114,922	68,974	1,774	9,6
9	North Carolina (/coronavirus/usa/north-carolina/)	802,065		10,046		730,454	61,565	76,474	958	9,3
10	Arizona (/coronavirus/usa/arizona/)	787,268		14,286		108,965	664,017	108,160	1,963	3,9
11	Tennessee (/coronavirus/usa/tennessee/)	747,462		10,631		710,742	26,089	109,451	1,557	6,4
12	New Jersey (/coronavirus/usa/new-jersey/)	728,304		22,103		440,043	266,158	81,996	2,488	9,8
13	Indiana (/coronavirus/usa/indiana/)	641,874		11,942		417,785	212,147	95,344	1,774	7,3
14	Michigan (/coronavirus/usa/michigan/)	623,731		15,925		498,495	109,311	62,455	1,595	10,2
15	Wisconsin (/coronavirus/usa/wisconsin/)	551,050		6,094		531,343	13,613	94,643	1,047	3,0
16	Massachusetts (/coronavirus/usa/massachusetts/)	546,896		15,124		476,113	55,659	79,347	2,194	14,4
17	Virginia (/coronavirus/usa/virginia/)	534,116		6,898		42,199	485,019	62,576	808	6,8
18	Missouri (/coronavirus/usa/missouri/)	509,262		7,775		227,375	274,112	82,976	1,267	5,1
19	Alabama (/coronavirus/usa/alabama/)	474,666		8,579		252,880	213,207	96,808	1,750	2,3
20	South Carolina (/coronavirus/usa/south-carolina/)	470,311		7,693		209,900	252,718	91,345	1,494	5,3
21	Minnesota (/coronavirus/usa/minnesota/)	469,254		6,376		455,280	7,598	83,206	1,131	6,8
22	Louisiana (/coronavirus/usa/louisiana/)	414,354		9,162		363,457	41,735	89,132	1,971	5,5
23	Colorado (/coronavirus/usa/colorado/)	407,210		5,746		139,445	262,019	70,712	998	2,4
24	Oklahoma (/coronavirus/usa/oklahoma/)	406,064		3,870		377,678	24,516	102,620	978	3,3
25	Kentucky (/coronavirus/usa/kentucky/)	381,121		4,126		45,148	331,847	85,306	924	4,2
26	Maryland (/coronavirus/usa/maryland/)	365,529		7,413		9,526	348,590	60,461	1,226	7,2
27	Utah (/coronavirus/usa/utah/)	356,040		1,748		324,102	30,190	111,056	545	3,4

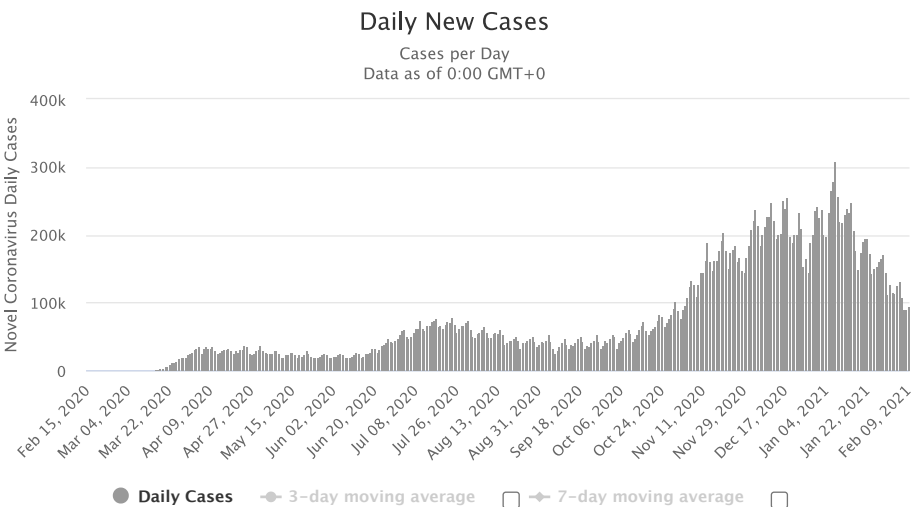
#	USA State	Total Cases	New Cases	Total Deaths	New Deaths	Total Recovered	Active Cases	Tot Cases/ 1M pop	Deaths/ 1M pop	Total Tests
28	Washington (/coronavirus/usa/washington/)	327,060		4,646		154,744	167,670	42,950	610	4,7
29	Iowa (/coronavirus/usa/iowa/)	325,588		5,145		296,420	24,023	103,195	1,631	1,4
30	Arkansas (/coronavirus/usa/arkansas/)	308,848		5,148		288,774	14,926	102,342	1,706	2,9
31	Kansas (/coronavirus/usa/kansas/)	285,623		4,197		N/A	N/A	98,041	1,441	1,2
32	Nevada (/coronavirus/usa/nevada/)	285,136		4,559		202,649	77,928	92,572	1,480	2,5
33	Mississippi (/coronavirus/usa/mississippi/)	282,969		6,342		253,140	23,487	95,079	2,131	2,2
34	Connecticut (/coronavirus/usa/connecticut/)	264,608		7,298		73,297	184,013	74,218	2,047	6,0
35	Nebraska (/coronavirus/usa/nebraska/)	194,170		1,978		141,108	51,084	100,377	1,023	9
36	New Mexico (/coronavirus/usa/new-mexico/)	178,280		3,430		113,448	61,402	85,024	1,636	2,4
37	Idaho (/coronavirus/usa/idaho/)	166,095		1,780		87,505	76,810	92,943	996	1,0
38	Oregon (/coronavirus/usa/oregon/)	147,932		2,031		N/A	N/A	35,074	482	3,3
39	West Virginia (/coronavirus/usa/west-virginia/)	125,522		2,150		108,616	14,756	70,040	1,200	2,0
40	Rhode Island (/coronavirus/usa/rhode-island/)	119,434		2,248		7,385	109,801	112,742	2,122	2,6
41	South Dakota (/coronavirus/usa/south-dakota/)	109,405		1,809		105,352	2,244	123,669	2,045	4
42	North Dakota (/coronavirus/usa/north-dakota/)	98,175		1,427		96,014	734	128,828	1,873	3
43	Montana (/coronavirus/usa/montana/)	96,288		1,315		91,784	3,189	90,092	1,230	9
44	Delaware (/coronavirus/usa/delaware/)	81,210		1,221		N/A	N/A	83,398	1,254	5
45	New Hampshire (/coronavirus/usa/new-hampshire/)	68,918		1,109		64,639	3,170	50,686	816	1,4
46	Alaska (/coronavirus/usa/alaska/)	53,809		278		N/A	N/A	73,555	380	1,5
47	Wyoming (/coronavirus/usa/wyoming/)	52,830		647		51,386	797	91,282	1,118	7

#	USA State	Total Cases	New Cases	Total Deaths	New Deaths	Total Recovered	Active Cases	Tot Cases/1M pop	Deaths/1M pop	Total Tests
48	Maine (/coronavirus/usa/maine/)	41,630		639		12,568	28,423	30,970	475	1,6
49	District Of Columbia (/coronavirus/usa/district-of-columbia/)	38,281		961		27,121	10,199	54,242	1,362	1,1
50	Hawaii (/coronavirus/usa/hawaii/)	26,531		418		13,182	12,931	18,738	295	1,0
51	Vermont (/coronavirus/usa/vermont/)	13,105		186		9,866	3,053	21,002	298	9
52	Puerto Rico	169,069		1,893		84,659	82,517	49,918	559	4
53	Guam	7,673		130		7,451	92			1
54	United States Virgin Islands	2,485		24		2,393	68			
55	Northern Mariana Islands	133		2		N/A	N/A			
56	American Samoa	3				3	0			
57	US Military	231,044		270		151,986	78,788			
58	Veteran Affairs	215,917		9,650		197,595	8,672			1,3
59	Federal Prisons	53,050		222		49,417	3,411			1
60	Navajo Nation	28,994		1,075		15,635	12,284			2
61	Grand Princess Ship	122		7		115	0			
62	Wuhan Repatriated	3				3	0			
63	Diamond Princess Ship	46				46	0			
	Total:	27,799,946		479,772		17,639,217	9,680,957	83,987	1,449	327,1

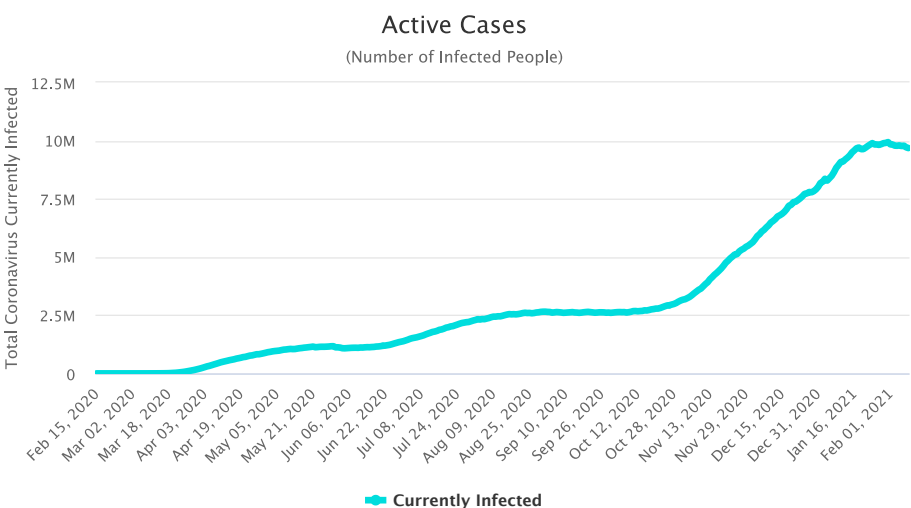
Total Coronavirus Cases in the United States




Daily New Cases in the United States

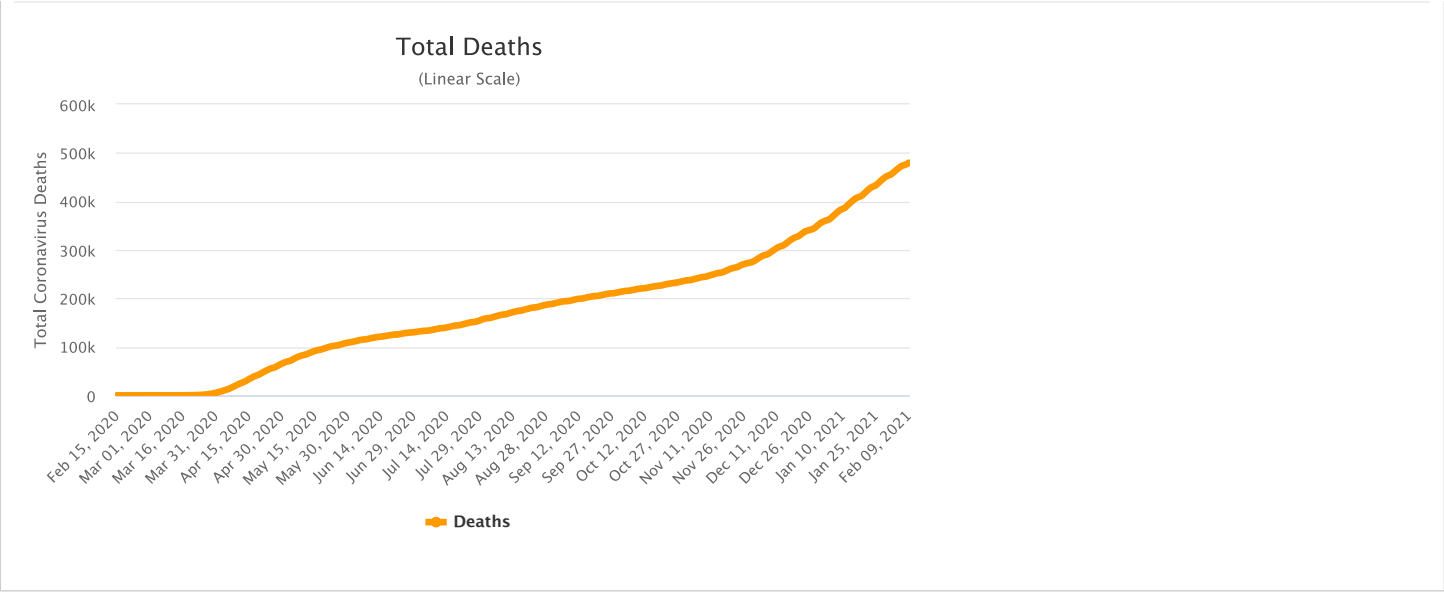


Active Cases in the United States

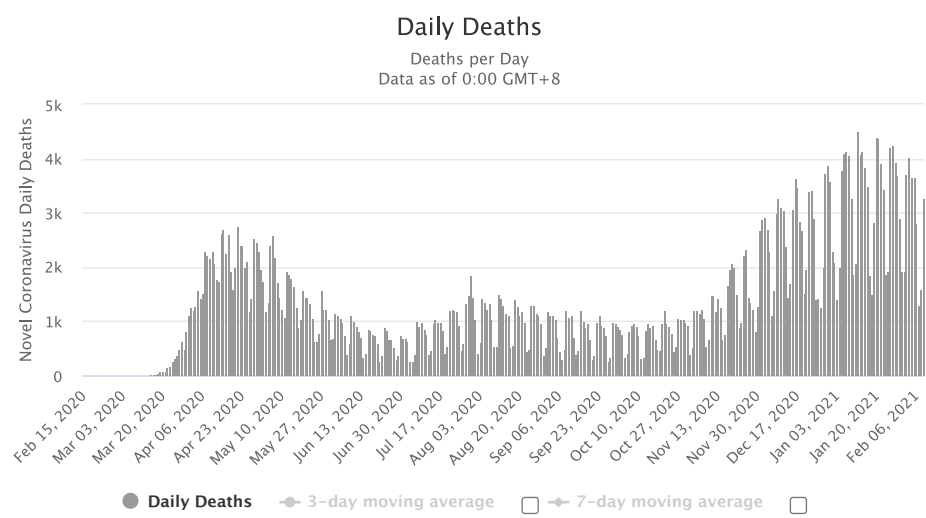


Total Coronavirus Deaths in the United States





Daily New Deaths in the United States



Latest News

February 9 (GMT)

Updates

- 95,542 new cases and 3,265 new deaths in [the United States \(/coronavirus/country/us/\)](#)

February 8

February 7


February 6

February 5 

February 4 

May 14 

May 8 

[View More News](#) 

Historical account of the initial stages of the epidemic in the United States

Content:

- First 20 cases in the United States
- Progression of first suspected cases
- Timeline of initial events
- Sources for the historical account

First 20 cases in the United States

Information collected on the first 20 domestic cases (not including repatriated cases and Diamond Princess cruise ship evacuee cases) is presented in the table below:

State	Cases	Sex	Age	Date	Case #	Location	Source
Oregon	1			Feb. 29	17 th	Washington C.	
Washington	2			Feb. 29	18, 19 th		
	1	M	30s	Jan. 21	1 st	Snohomish	[7]
Illinois	1			Mar. 1	20 th		
	1	M	60s	Jan. 30	6 th	Chicago	[12]
	1	F	60s	Jan. 24	2 nd	Chicago	[8]
California	2	unkn.	unkn.	Jan. 26	3 rd , 4 th	Orange C., L.A.	[9]
	1	M	adult	Jan. 31	7 th	Santa Clara C.	[17][18]
	1	F	unkn.	Feb. 2	9 th	Santa Clara C.	
	1	M	57	Feb. 2	10 th	San Benito C.	
	1	F	57	Feb. 2	11 th	San Benito C.	
	1		65	Feb. 28	16 th	Santa Clara C.	
	1			Feb. 21	13 th	Humboldt C.	
	1			Feb. 21	14 th	Sacramento C.	
	1			Feb. 26	15 th	[Northern California]	
Massachusetts	1	M	20s	Feb. 1	8 th	Boston	[16]
Arizona	1	unkn.	student	Jan. 26	5 th	Maricopa County	
Wisconsin	1			Feb. 5	12 th	Madison	

Patients Under Investigation (PUI) in the United States

CDC in the early stages released information regarding the number of cases and people under investigation that was updated regularly on Mondays, Wednesdays, and Fridays. Below we provide the historical reports that we were able to gather in order to track the progression in the number of suspected cases and US states involved through time in the initial stages

As of Feb. 10:

<i>Number of U.S. States with PUI</i>	<i>36</i>
Positive	12
Negative	318
Pending (specimens awaiting testing)	68
TOTAL	398

As of Feb. 7:

<i>Number of U.S. States with PUI</i>	<i>36</i>
Positive	12
Negative	225
Pending (specimens awaiting testing)	100
TOTAL	337

As of Feb. 5:

<i>Number of U.S. States with PUI</i>	<i>36</i>
Positive	11
Negative	206
Pending (specimens awaiting testing)	76
TOTAL	293

As of Feb. 3:

<i>Number of U.S. States with PUI</i>	<i>36</i>
Positive	11
Negative	167
Pending (specimens awaiting testing)	82
TOTAL	260

As of January 31:

<i>Number of U.S. States with PUI</i>	<i>36</i>
Positive	6
Negative	114
Pending (specimens awaiting testing)	121
TOTAL	241

Previously, as of January 29, there were 92 suspected cases awaiting testing.

<i>Number of U.S. States with PUI</i>	<i>36</i>
---------------------------------------	-----------

Positive of U.S. States with PUI	35
---	-----------

Positive	5
Negative	68
Pending (specimens awaiting testing)	92
TOTAL	165

Timeline of Events

- ▲ On January 31, HHS declared Coronavirus a Public Health Emergency in the US (<https://www.hhs.gov/about/news/2020/01/31/secretary-azar-declares-public-health-emergency-us-2019-novel-coronavirus.html>)
 As of Jan. 31, the Wuhan coronavirus is officially a public health emergency in the United States, Alex Azar, secretary of the US Department of Health and Human Services (HHS), announced at a White House press briefing.
- ▲ On Jan. 31, the U.S. Centers for Disease Control and Prevention (CDC) **issued a federal quarantine for 14 days** affecting the 195 American evacuees from Wuhan, China. Starting Sunday, Feb. 2, U.S. citizens, permanent residents and immediate family who have visited China's Hubei province will undergo a **mandatory 14 days quarantine** and, if they have visited other parts of China, they would be screened at airports and asked to self-quarantine for 14 days. The last time the CDC had issued a quarantine was over 50 years ago in the 1960s, for smallpox.
- ▲ President Donald Trump signed an order on Jan. 31 for the U.S. to **deny entry to foreign nationals who traveled to China** within the preceding two weeks, aside from the immediate family of U.S. citizens.
- On Jan. 30, the CDC had confirmed the **first case of person to person transmission in the U.S.:** ^[12] the husband of the Chicago, Illinois case who had returned from Wuhan, China on Jan. 13 and who tested positive for the virus on Jan. 24).
- CDC stated on Jan. 30 that "It is likely there will be more cases of 2019-nCoV reported in the U.S. in the coming days and weeks, including more person-to-person spread."^[12]
- The virus had been confirmed in **5 states**.
- On Jan. 31, **New York City** health officials vehemently denied the rumor regarding a coronavirus case in the city ^[13]. On Feb. 1, however, the city's health commissioner did report that there was a test being performed on a person under 40 who had returned from China, developed matching symptoms, and tested negative to the seasonal flu.
- Most US patients had recently visited Wuhan.**
- All of the first five U.S. cases were described as **mild**.
- A study on the first US case of novel coronavirus detailed mild symptoms followed by pneumonia (https://www.cnn.com/2020/01/31/health/washington-coronavirus-study-nejm/index.html?utm_term=link&utm_medium=social&utm_content=2020-02-01T00)

U.S. Airlines suspended ALL flights between the U.S. and China

On Friday, January 31, Delta, American and United announced they would temporarily suspend all of their mainland China flights in response to the coronavirus outbreak.^[14]

Prior to this January 31 announcement:

- UNITED AIRLINES**
 on Jan. 28 had announced it would cut 24 flights between the U.S. and China for the first week of February.
- AMERICAN AIRLINES**
 on Jan. 29 had announced it would suspend flights from Los Angeles to Shanghai and Beijing from Feb. 9 through March 27, 2020. It will maintain its flight schedules (10 daily A/R) from Dallas-Fort Worth to Shanghai and Beijing, as well as from Los Angeles and Dallas-Fort Worth to Hong Kong.
- DELTA**
 had not adjusted its schedule of direct flights from the U.S. to China. It is the only airline with direct flights to not take action so far.

The White House was considering issuing a ban on flights between the United States and China, as of late Jan. 28^[11]. Italy has announced on January 31 that it was suspending all flights to and from China following the first 2 cases of coronavirus in Italy.

Travel Alert: Do Not Travel to China

- The U.S. State Department on January 30 issued a **Level 4: Do Not Travel to China Alert** (<https://travel.state.gov/content/travel/en/traveladvisories/traveladvisories/china-travel-advisory.html>) ^[4] (the highest level of alert).
- Previously, on January 29, the advisory was set at a lower "Level 3: Reconsider Travel" advising not to travel to Hubei Province: (Level 4) and reconsider travel to the remainder of China (Level 3).
- The CDC on Jan. 28 issued a Level 3 Warning (<https://wwwnc.cdc.gov/travel/notices/warning/novel-coronavirus-china>), recommending that travelers **avoid all nonessential travel to China** ^[5].

Screening incoming passengers at 20 airports in the U.S.

On January 17, the CDC announced that 3 airports in the United States would begin screening incoming passengers from China: SFO, JFK, and LAX ^[6] Other 2 airports were added subsequently, and on January 28, the U.S. Department of Health and Human Services (HHS) announced that 15 additional U.S. airports (bringing the total to 20) would begin screening incoming travelers from China.

Below is the complete list of airports where screening for the 2019 Novel Coronavirus (2019-nCoV) is in place:

- Los Angeles International (LAX)
- San Francisco International (SFO)
- Chicago O'Hare
- New York JFK
- Atlanta Hartsfield-Jackson International
- Houston George Bush Intercontinental
- Dallas-Fort Worth International
- San Diego International
- Seattle-Tacoma International
- Honolulu International
- Anchorage Ted Stevens International
- Minneapolis-St. Paul International
- Detroit Metropolitan
- Miami International
- Washington Dulles International
- Philadelphia International
- Newark Liberty International
- Boston Logan International
- El Paso International
- Puerto Rico's San Juan Airport

Sources for the historical account

1. Novel Coronavirus (2019-nCoV) situation reports (<https://www.who.int/emergencies/diseases/novel-coronavirus-2019/situation-reports/>) - World Health Organization (<https://www.who.int/>) (WHO)
2. 2019 Novel Coronavirus (2019-nCoV) in the U.S (<https://www.cdc.gov/coronavirus/2019-ncov/cases-in-us.html>) - U.S. Centers for Disease Control and Prevention (<https://www.cdc.gov/>) (CDC)
3. Symptoms of Novel Coronavirus (2019-nCoV) (<https://www.cdc.gov/coronavirus/2019-ncov/about/symptoms.html>) - CDC
4. China Travel Advisory (<https://travel.state.gov/content/travel/en/traveladvisories/traveladvisories/china-travel-advisory.html>) - U.S. State Department, accessed January 31, 2020.

5. Novel Coronavirus in China - Warning - Level 3, Avoid Nonessential Travel (<https://wwwnc.cdc.gov/travel/notices/warning/novel-coronavirus-china>) - CDC, January 28, 2020.
6. Public Health Screening to Begin at 3 U.S. Airports for 2019 Novel Coronavirus ("2019-nCoV") (<https://www.cdc.gov/media/releases/2020/p0117-coronavirus-screening.html>) - CDC January 17, 2020
7. First Travel-related Case of 2019 Novel Coronavirus Detected in United States (<https://www.cdc.gov/media/releases/2020/p0121-novel-coronavirus-travel-case.html>) - CDC, January 21, 2020
8. Second Travel-related Case of 2019 Novel Coronavirus Detected in United States (<https://www.cdc.gov/media/releases/2020/p0124-second-travel-coronavirus.html>) - CDC, January 24, 2020
9. CDC confirms additional cases of 2019 Novel Coronavirus in United States (<https://www.cdc.gov/media/releases/2020/s0126-coronavirus-new-cases.html>) - CDC, January 26, 2020
10. 2019 Novel Coronavirus (2019-nCoV) in the U.S. (<https://www.cdc.gov/coronavirus/2019-ncov/cases-in-us.html>) - CDC, Updated January 29, 2020
11. White House considers ban on flights to China amid coronavirus outbreak (<https://eu.usatoday.com/story/travel/news/2020/01/28/white-house-considers-ban-china-flights-amid-coronavirus-outbreak/4602839002/>) - USA Today, Jan. 28, 2020
12. CDC Confirms Person-to-Person Spread of New Coronavirus in the United States (<https://www.cdc.gov/media/releases/2020/p0130-coronavirus-spread.html>) - CDC Press Release, Jan. 30, 2020
13. NYC Officials Deny Report Of Coronavirus Amid Confusion (<https://www.forbes.com/sites/sergeiklebnikov/2020/01/31/nyc-officials-deny-report-of-coronavirus-amid-confusion/#351e47b5652c>) - Forbes, Jan. 31, 2020
14. Delta, American, United to suspend all China mainland flights as coronavirus crisis grows (<https://eu.usatoday.com/story/travel/2020/01/31/coronavirus-china-flight-ban-delta-cuts-all-flights-white-house/4620989002/>) - USA Today, Jan. 31, 2020
15. Secretary Azar Declares Public Health Emergency for United States for 2019 Novel Coronavirus (<https://www.hhs.gov/about/news/2020/01/31/secretary-azar-declares-public-health-emergency-us-2019-novel-coronavirus.html>) - U.S. Department of Health and Human Services (HHS), Jan. 31, 2020
16. Man returning from Wuhan, China is first case of 2019 Novel Coronavirus confirmed in Massachusetts (<https://www.mass.gov/news/man-returning-from-wuhan-china-is-first-case-of-2019-novel-coronavirus-confirmed-in>) - Massachusetts Department of Public Health, Feb. 1, 2020
17. County of Santa Clara Public Health Department Reports First Case of Novel (new) Coronavirus (<https://www.sccgov.org/sites/phd/news/Pages/novel-coronavirus-1-31-2020.aspx>) - Santa Clara County Public Health, Jan. 31, 2020
18. Coronavirus: First case confirmed in Santa Clara County (<https://www.mercurynews.com/2020/01/31/santa-clara-coronavirus/>) - Mercury News, Jan. 31, 2020

Countries:

- **China** (</coronavirus/country/china/>)
- **South Korea** (</coronavirus/country/south-korea/>)
- **Iran** (</coronavirus/country/iran/>)
- **Italy** (</coronavirus/country/italy/>)
- **Spain** (</coronavirus/country/spain/>)
- **France** (</coronavirus/country/france/>) (</coronavirus/country/france/>)
- **United States** (</coronavirus/country/us/>)

Coronavirus Worldometer Sections:

- **Coronavirus Update** (</coronavirus/>)
- **Cases** (</coronavirus/coronavirus-cases/>)
- **Deaths** (</coronavirus/coronavirus-death-toll/>)
- **Mortality Rate** (</coronavirus/coronavirus-death-rate/>)
- **Transmission Rate** (</coronavirus/#repro>)
- **Incubation Period** (</coronavirus/coronavirus-incubation-period/>)
- **Age, Sex, Demographics** (</coronavirus/coronavirus-age-sex-demographics/>)
- **Symptoms** (</coronavirus/coronavirus-symptoms/>)
- **Countries with cases: basic list** (</coronavirus/countries-where-coronavirus-has-spread/>) - **detailed list** (</coronavirus/#countries>)
- **Expert Opinions** (</coronavirus/coronavirus-expert-opinions/>)
- **Cases in the US** (</coronavirus/usa-coronavirus/>)

worldometer (/)

[about \(/about/\)](#) | [faq \(/faq/\)](#) | [languages \(/languages/\)](#) | [contact \(/contact/\)](#) | [report coronavirus cases \(/report_us/\)](#)



[\(/newsletter-subscribe/\)](#)



[\(/https://twitter.com/Worldometers\)](https://twitter.com/Worldometers)



[\(/https://www.facebook.com/Worldometers.info\)](https://www.facebook.com/Worldometers.info)